



## General Information

|                 |                     |
|-----------------|---------------------|
| Material number | 35095               |
| EAN/UPC         | 9002759350956       |
| Type            | ceiling fan & light |

## Dimensions

|                           |               |
|---------------------------|---------------|
| Article Diameter (in mm)  | 460           |
| Article Height (in mm)    | 200           |
| Canopy Diameter (in mm)   | 152           |
| Net Weight (in kg)        | 2.1 Kilogram  |
| Gross Weight              | 3.31 Kilogram |
| Single-Box Height (in mm) | 490           |
| Single-Box Length (in mm) | 475           |
| Single-Box Depth (in mm)  | 215           |

## Fan

|                   |                |
|-------------------|----------------|
| Motor Type        | AC             |
| Motor Wattage     | 40             |
| Adjustable Canopy | 0°             |
| Blade Quantity    | 5              |
| Mains Voltage     | 220-240V, 50Hz |

## Functions

|          |          |
|----------|----------|
| Function | 3 speeds |
|----------|----------|

## Material & Colour

|                      |             |
|----------------------|-------------|
| Blade Material       | Plastic     |
| Blade Colour (1)     | transparent |
| Canopy Material      | ABS         |
| Canopy Colour        | white       |
| Enclosure Material   | ABS         |
| Enclosure Colour     | white       |
| Glass/Shade Material | acrylic     |
| Glass/Shade Colour   | milky       |

## Performance





|         |      |
|---------|------|
| RPM (1) | 900  |
| RPM (2) | 1100 |
| RPM (3) | 1300 |

## Illuminant

|                       |                |
|-----------------------|----------------|
| Illuminant Type (1)   | LED            |
| max. Wattage (1)      | 3X8,5W         |
| Lumen Complete        | 3300           |
| Light colour Complete | TUNEABLE WHITE |
| Suitable for LM EEI   | A++ - A        |

## Energy Information

|   |      |
|---|------|
| Maximum fan flow rate (F) in m <sup>3</sup> /min                    | 1964 |
| Fan power input (P) in W  | 34.7 |
| Service value (SV) in (m <sup>3</sup> /min)/W (acc. IEC 60879:1986) | 1,00 |
| Fan sound power level (LWA) in db(A)                                | 47.1 |
| Maximum air velocity (c) in m/s                                     | 2.23 |

|  |   |   |   |
|--|---|---|---|
|  |  |  |  |
| 40 W   | 0°  | 3X8,5<br>W  | 3300l<br>m  |

**35095**  
**ORTONA**



---

Technical changes reserved

**3/3**



Contact | Support  
[eglo.com/en/eglo-worldwide](https://eglo.com/en/eglo-worldwide)